

Experience the IEEE *Xplore*® Digital Library


Saving Your Searches and Setting Alerts

www.ieee.org/ieeexplore

Sign up for a free IEEE account to set up individual preferences and receive updates from search results and tables of contents via e-mail or RSS feed.

Set up Preferences

- Go to the [SIGN IN](#) link in the right corner of the page.
- Enter your free [IEEE ACCOUNT](#) sign-in information, or choose the [CREATE ACCOUNT](#) link to obtain an account.
 - IEEE members should use their existing IEEE account log in.
- Your IP-authenticated institutional session will automatically merge with your personal IEEE Account.
- Go to the [PREFERENCES](#) page (link found under [MY SETTINGS](#)) and enter the [E-MAIL ADDRESS](#) where you want to receive e-mail alerts. Also, set any search preferences here.



Set up Table of Contents Alerts

- Go to [MY SETTINGS](#) and choose [ALERTS](#).
- On the [TABLE OF CONTENTS ALERTS](#) page, choose the tab of the content type for which you would like to receive alerts:
 - [JOURNALS & MAGAZINES](#)
 - [CONFERENCES](#)
 - [STANDARDS BY VERSION](#)
- Use the [CHECKBOXES](#) to choose materials for alerts.
- When done with each section, choose [UPDATE](#).
- You will receive a weekly e-mail or RSS alert as new content becomes available based on your specifications.

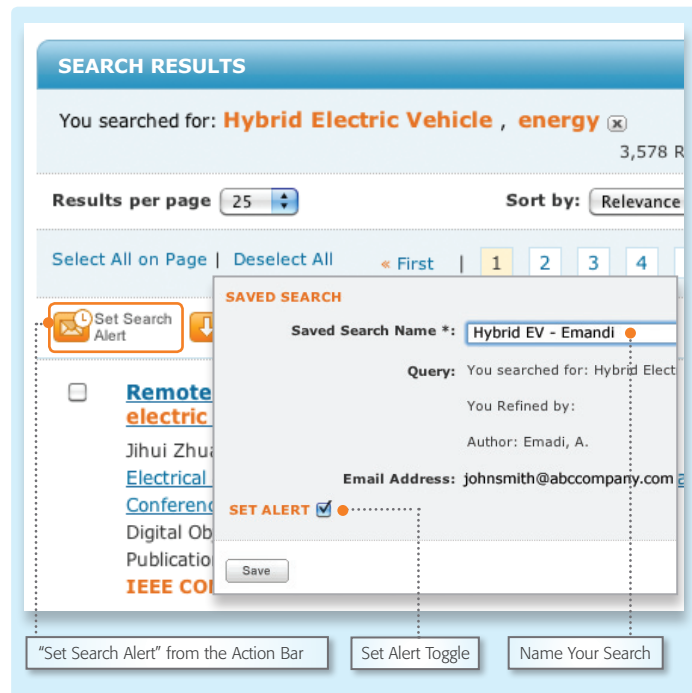


Experience the IEEE *Xplore*® Digital Library

Saving Your Searches and Setting Alerts

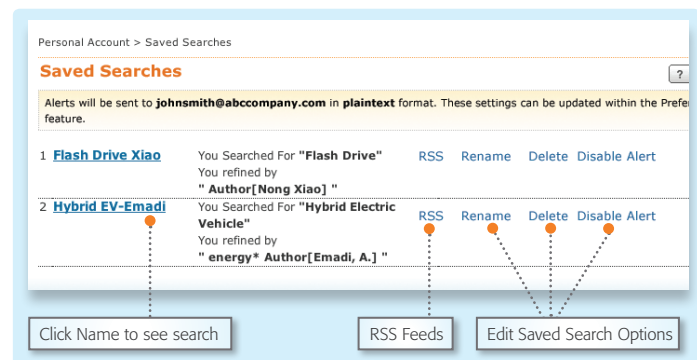
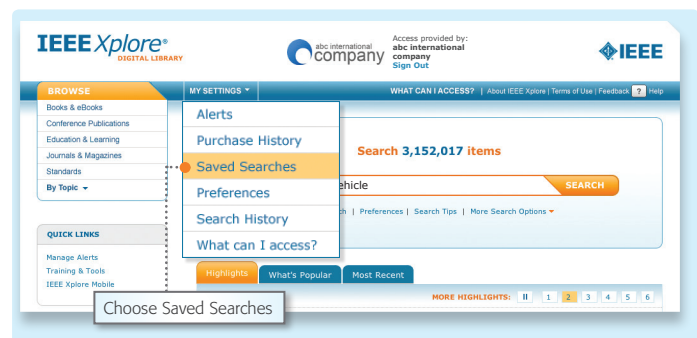
Set Saved Searches

- Perform a search in IEEE *Xplore*.
- After you have completed the search, click **SET SEARCH ALERT** from the **ACTION BAR**.
 - The **ACTION BAR** contains convenient buttons for frequently used functions.
 - Note: it is recommended that searches being prepared for an Alert be broader than normal, if you want more frequent alerts.
- **NAME** your Saved Search and choose **SAVE**. If you want to save your search without receiving e-mail alerts, uncheck the **SET ALERT** box.
- You will receive an e-mail or RSS alert any time new content becomes available based on your specifications.



Manage Saved Searches

- Go to **MY SETTINGS** and choose **SAVED SEARCHES**, where you can:
 - **SAVE** up to 15 searches
 - **RUN** your saved search—click on the **SEARCH NAME**
 - **OPT-IN** to receive **RSS FEEDS**—click on **RSS**
 - **EDIT** the Saved Search Name
 - **DELETE** the Saved Search
 - **DISABLE** the Alert (which will retain the Saved Search)



Tools, tips and training for IEEE *Xplore* at the IEEE Client Services Web site: www.ieee.org/go/clientservices